



HY.GIENE AUSTRALIA SPA.GIENE

Profile Presentation

www.hygieneaustralia.com.au





CONTENTS

NO.1 CHOICE SPA BATH CLEANER BY THE WORLD’S BEST HOTELS	3
WHY WE NEED TO CLEAN SPA BATHS	4
SPA.GIENE PRODUCT PROFILE	5
SPA.GIENE PRODUCT PROFILE	6
DUTY OF CARE	7
DON’T COMPROMISE.....	8
LEADING THE WAY IN SPA BATH HYGIENE TECHNOLOGY	9
SPA.GIENE - SATISFACTION GUARANTEED!.....	10
ACCOMMODATION INDUSTRY	11
INFECTION CONTROL.....	12
CLEANING SERVICES	12
WHY WE NEED TO CLEAN JACUZZI SPA BATHS.....	14
ACCOMMODATION INDUSTRY CLEANERS PROCEDURE GUIDE	16
HELPFUL HINTS TO OVERCOME THE APPEARANCE OF RESIDUE.....	18
SPA BATH “PURGE”	18
ON GOING MAINTENANCE	18
SPA POOL/HOT TUB/JACUZZI MAINTENANCE	18
DOSAGE RATE FOR SPA BATHS	19
HOW TO APPLY SPA.GIENE.....	20
JACUZZI SPA BATH CLEANING SCHEDULE	21
SPA BATH HYGIENE AND MAINTENANCE (AUSTRALIA) – ACCREDITED TRAINING PROGRAM.....	22
ASSESSMENT REPORT.....	25
PARTICIPATION RECORD – STRUCTURED TRAINING SESSION.....	26
CERTIFICATE OF EFFICACY	30-31
SDS SAFETY DATA SHEET	32
RISK ASSESSMENT	36
PACKAGING AND LABELLING.....	37
5 STEP PROCEEDURE.....	38



HY.GIENE AUSTRALIA PTY LTD *presents*

*SPA.GIENE - globally recognised and
proven as the market leading jacuzzi spa bath
cleaner.*



NO.1 CHOICE SPA BATH CLEANER BY THE WORLD'S BEST HOTELS



SPA.GIENE

- Spa Baths
- Washing Machines
- Dishwashers

Recognized worldwide as the market leading spa bath/ whirlpool bath cleaner, degreaser and disinfectant.



WHY WE NEED TO CLEAN SPA BATHS

When inducting your cleaning staff, it is important they read this analogy to fully understand the reasons why and the consequences that comes if we don't flush clean the spa baths after EVERY use.

The following analogy points out the validity of SPA.GIENE'S message:

A consumer is preparing to take a spa bath. The bathtub is cleaned and immediately filled with sanitary bathwater. A microbiologist tests and confirms that both tub and water are clean. The bather is prepared to step into the tub when the microbiologist reveals a small vial and explains, "This vial is filled with a mixture of pathogenic bacteria. I am going to add it to the water in the tub. I don't know whether you will be infected by these bacteria or not, but I want to make you aware of its presence. Now you can proceed and take your bath."

If you were the consumer, would you enter the tub?

This question has been posed to consumers, interior designers, builders, infection control practitioners, hotel managers and others, and not one person has stated a willingness to bathe under the conditions described above.

***You can view a spa bath cleaning training video on the SPA.GIENE Website
or [YouTube SPA.GIENE](#)***

SPA.GIENE PRODUCT PROFILE

Established in 1997, HY.GIENE Australia Pty Ltd manufacture and distribute the market leading spa bath cleaner, **SPA.GIENE**.

SPA.GIENE is recognized worldwide and proven as the market leading spa bath cleaner.

Formulated as a wide spectrum antimicrobial product, designed to effectively and hygienically clean the entire surface and pump system of spa baths, hydrotherapy spa baths, auto dishwashers and washing machines, by breaking down and dislodging body fats, hair, organic matter and biological waste from the pump system.



SPA.GIENE revolutionized the Australian Tourism Industry after years of promoting and educating correct hygiene awareness and procedures for spa baths to every hotel & motel chain in Australia. This has allowed overseas and interstate visitors using Australian accommodation to be provided with the most hygienic spa baths in the country. We find their assuring 'hygiene tags' in most accommodation properties throughout Australia – don't get in a spa bath if it hasn't been '**flushed – clean!**'

Friendly to the Environment, SPA.GIENE is bio-degradable and is the only spa cleaner which quickly and easily '**flush-cleans**' spa baths and spa pools in hotels, motels, resorts, Day Spa, hospitals or gyms and ensures the removal of unwanted bacterial growth. SPA.GIENE also gently polishes acrylic surfaces without tarnishing gold or chrome jets.

Value for money is a number one priority with SPA.GIENE which was developed with premium grade raw materials and '**antibacterial properties**' to provide customers with the best possible value for every dollar spent on the product.

Contact Name: Peter Harman

Phone: (03) 9729 3946

Fax: (03) 9729 3942

Mailing Address: PO Box 910, Bayswater, VIC 3156 AUS

Street Address: Factory 8, 16 Macquarie Place, Boronia VIC 3155 AUS

E-mail: info@hygieneaustralia.com.au

SPA.GIENE is used extensively in disaster relief clean up to effectively clean and eliminate the nasty build up of bacterial content of water in drains after flooding, public areas and demolished households.

SPA.GIENE PRODUCT PROFILE

- Established in 1997, HY.GIENE Australia Pty Ltd manufacture and distribute the market leading spa bath cleaner, SPA.GIENE.
- SPA.GIENE is recognized worldwide and proven as the market leading spa bath cleaner.
- Formulated as a wide spectrum antimicrobial product, designed to effectively and hygienically clean the entire surface and pump system of spa baths, hydrotherapy spa baths, auto dishwashers and washing machines, by breaking down and dislodging body fats, hair, organic matter and biological waste from the pump system.
- SPA.GIENE revolutionized the Australian Tourism Industry after years of promoting and educating correct hygiene awareness and procedures for spa baths to every hotel & motel chain in Australia. This has allowed overseas and interstate visitors using Australian accommodation to be provided with the most hygienic spa baths in the country. We find their assuring ‘hygiene tags’ in most accommodation properties throughout Australia – don’t get in a spa bath if it hasn’t been ‘flushed – clean’!
- Friendly to the Environment, SPA.GIENE is bio-degradable and is the only spa cleaner which quickly and easily ‘flush-cleans’ spa baths and spa pools in hotels, motels, resorts, Day Spa, hospitals or gyms and ensures the removal of unwanted bacterial growth. SPA.GIENE also gently polishes acrylic surfaces without tarnishing gold or chrome jets.
- Value for money is a number one priority with SPA.GIENE which was developed with premium grade raw materials and ‘antibacterial properties’ to provide customers with the best possible value for every dollar spent on the product
- SPA.GIENE is used extensively in disaster relief clean up to effectively clean and eliminate the nasty build up of bacterial content of water in drains after flooding, public areas and demolished households.
- It has been known for a number of years that these disaster conditions propagate and circulate various pathogenic bacteria, including pseudomonas, legionella [sp], staphylococcus and E. coli."
- Prominent Health Authorities have conducted field trials on broad spectrum Quaternary ammonium compounds, Bleach and Virox and the only chemical they found which effectively reduced pathogenic bacteria is Quaternary ammonium compounds.
- SPA.GIENE will clean and disinfect effectively in any commercial and domestic environment.
- It also polishes the acrylic surface and unlike other cleaners, SPA GIENE will not tarnish gold or chrome plated jets. It is chlorine-free, non-toxic, non-dangerous and biodegradable.
- Testimonies from Australia’s leading hotels, resorts, hospitals, healthcare acknowledge that this unique product and it’s simple application is less harmful, is a considerable improvement in terms of health and safety standards, and is more effective in extending the life of the spa bath equipment.
- SPA.GIENE is Australian made and has a proven record as a leader in spa bath hygiene, supported by a customer base that includes almost every 4 or 5 star hotels, motel chains, nursing homes, and hospitals.
- SPA.GIENE makes up part of our unique EHS housekeeping system





DUTY OF CARE

**SPA.GIENE - THE EFFICACY OF SPA.GIENE HAS NOW BEEN TESTED IN A ACCREDITED NATA LABORATORY
(NATIONAL ASSOCIATION OF TESTING AUTHORITIES, AUSTRALIA)**

This is evidence that SPA.GIENE will kill the bacteria 'Pseudomonas Aeruginosa' found in Spa Baths. The purpose of using a Spa Bath Flush Cleaner is to effectively break down and dislodge body fats, hair, bacterial growth, bio-film and micro organisms that build up in the pump, pipes and jets in spa baths. The efficacy of a spa bath cleaning product must ensure it eliminates the bacteria PSEUDOMONAS AERUGINOSA (A major cause of potential infection from "dirty" spa baths)

To compromise on the cost of the cleaning products used, is to compromise on the effectiveness of the clean and subsequent health risks.

Please consider your guests safety first - we do !

DON'T COMPROMISE

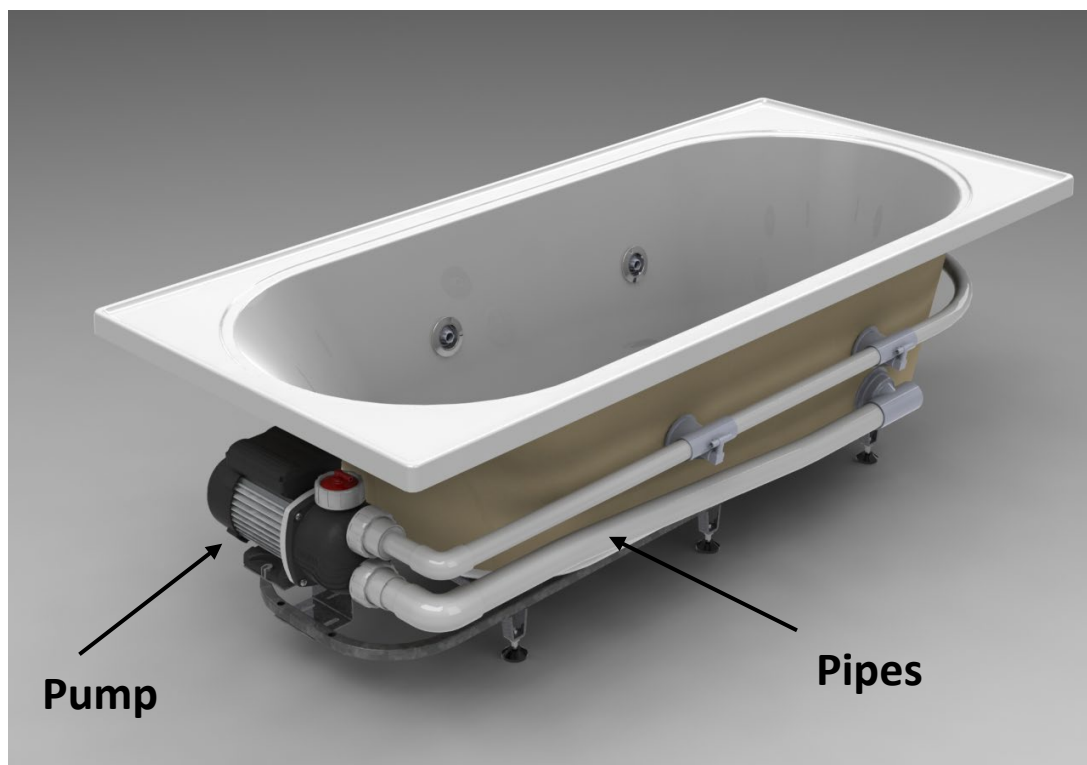
SPA.GIENE is a unique product specifically manufactured for use in spa baths. SPA.GIENE is more effective and powerful than similar products on the market in its ability to breakdown and dislodge the body fat and hair that builds up in the pipes, jets and pump after each use as well as excellent anti microbial activity. SPA.GIENE is an easy one-step system that totally cleans and disinfects the entire spa bath system.

Disinfectants, bleaches and alkaline degreasers which are cheaper in price, do not effectively eliminate and prevent the harborage of bacteria such as Pseudomonas and/or Staphylococcus which can be associated with ear, eye, and hair follicle and wound infections.

The unique properties that make up the SPA.GIENE product produce a sanitizing action so that the pipes remain hygienically clean until the bath is used again.

Deposits of body fats, skin, hair and other foreign matter rapidly build up in the jets, pipes and inside the pump.

SPA.GIENE is a high quality Australian Made product far more effective in use than alternative products, these being hospital grade disinfectants, bleaches, alkaline degreasers and others.



LEADING THE WAY IN SPA BATH HYGIENE TECHNOLOGY

We would like to point out that the antimicrobial properties of SPA.GIENE are excellent and has proven test results that demonstrate activity against bacteria such as *Pseudomonas aeruginosa*, *Acinetobacter anitratus* and *bacillus*.

SPA.GIENE Total Clean system is an easy, one-step system that cleans the jets, pipes and pump in one application, leaving your spa bath sparkling clean and fresh.

The base quaternary ammonium component is of the highest grade available and has proven wide spectrum antimicrobial properties. Other quaternary ammonium bases used in the market are far cheaper. The cost is associated with the molecular weight - the higher grades have a lower molecular weight and far more costly to produce but are more effective soil removers as well as being far more effective as an antimicrobial agent.

To compromise on the cost of the cleaning reagents used is to compromise on the effectiveness of the clean and subsequent health risks.

We are aware of alternative cheaper products being marketed against SPA.GIENE but I am confident our product will remain the market leading product primarily because it works.





SPA.GIENE - SATISFACTION GUARANTEED!

Since 1997, SPA.GIENE has been providing products, service and advice on spa bath/whirlpool hygiene using the best product available on the market.

Every spa use in Hotels / Motels / Hospitals / Nursing Homes / Day Spa / Hydrotherapy/ Householders - the answer is SPA.GIENE!

Over the years the team at SPA.GIENE have developed an in-depth understanding of a wide range of spa bath/whirlpool bath problems. You can rely on SPA.GIENE having the answer to yours.

Value for money is important. That's why at SPA.GIENE you'll receive the best products and services specifically designed to give you the total hygienic clean for your spa baths / whirlpool baths at a cost effective price.

SPA.GIENE® total clean system is an easy, one-step system that cleans the jets, pipes and pump in one application, leaving your spa bath sparkling clean and fresh. SPA.GIENE has excellent antimicrobial properties and independent test results have proven SPA.GIENE to have particularly potent activity against potential pathogenic microorganisms such as Pseudomonas, Acinetobacter and Bacillus species.

Our dedicated and professional team is here to help you. You can be assured that our products and services are of the highest quality and standards resulting in the best in immediate effectiveness and ongoing results.

ACCOMMODATION INDUSTRY

HYGIENE FOR BATHS

- The purpose of this information is to ensure all accommodation properties with spa / whirlpool / Jacuzzi and hydrotherapy baths are to flush clean on checkout.
- Until now, most properties were not aware of the importance and need to flush clean all baths with the appropriate product to eliminate and prevent Pseudomonas Aerginosa and or Staphylococcus.
- Infection Control and cleaning services are the two issues that must be addressed for accreditation purposes and the safety and well being of the bath users.
- The risks are so serious that the Department of Human Services has issued guidelines for the cleaning of baths.
- SPA.GIENE has infection control reports and can assist your property in the critical area of bath hygiene.
- The maintenance to prevent these infections is simple. The application of SPA.GIENE between use solves the problem.
- The staff at SPA.GIENE are here to assist your compliance to provide a safe environment for guests, with the prevention of hygiene problems that previously were hard to control.

INFECTION CONTROL

- Properties should have an effective infection control program to ensure that the Hydrotherapy and/or spa bath is fit for the purpose intended, well maintained and that staff are trained in its use.
- Management and staff should be aware that the bath is an infection risk if it is not flush cleaned with a recognized spa bath sanitizer.

CLEANING SERVICES

- Each property must have a planned program for flush cleaning their Hydrotherapy and/or Spa Bath.
- Ensure the Hydrotherapy and/or Spa bath is fit for the purpose intended and well maintained and that staff are trained in its use.

Global Customers

No1 choice spa bath cleaner by the world's best hotels.



SPA.GIENE

- Spa Baths
- Washing Machines
- Dishwashers

Recognised worldwide as the market leading spa bath / whirlpool bath cleaner, degreaser and disinfectant.



1800 616 930
www.hygieneaustralia.com.au



WHY WE NEED TO CLEAN JACUZZI SPA BATHS

When inducting your cleaning staff, it is important they read this analogy to fully understand the reasons why and the consequences that come if we don't 'flush clean' the spa baths after EVERY use.

The following analogy points out the validity of SPA.GIENE'S message:

A consumer is preparing to take a spa bath. The bathtub is cleaned and immediately filled with sanitary bathwater. A microbiologist tests and confirms that both tub and water are clean. The bather is prepared to step into the tub when the microbiologist reveals a small vial and explains, "This vial is filled with a mixture of pathogenic bacteria. I am going to add it to the water in the tub. I don't know whether you will be infected by these bacteria or not, but I want to make you aware of its presence. Now you can proceed and take your bath."

If you were the consumer, would you enter the tub?

This question has been posed to consumers, interior designers, builders, infection control practitioners, hotel managers and others, and not one person has stated a willingness to bathe under the conditions described above. You can view a spa bath cleaning training video on the SPA.GIENE website or YouTube SPA.GIENE



This water sample was taken from a piped whirlpool bath in a labor & delivery room of a major medical facility in Denver, CO.

Spa baths are common items in hospital labor and delivery facilities. Should women and their babies be unknowingly exposed to bacteria in piped or air I baths?

Hotels typically offer spa baths in guest rooms and luxury suites. Should guests be forced to bathe in bathwater containing residue from previous guests?

In testing conducted at the Texas A&M University USA, 100% of water samples taken from piped and air spa baths from locations throughout the United States, tested positive with high concentrations of infectious bacteria.



STANDARD OPERATING PROCEDURE NO. #2

ISSUE DATE	12/4/13
PREPARED BY	Barbara Heller
APPROVED BY	Peter Harman

REFERENCE: INFECTION CONTROL ACCOMMODATION INDUSTRY

SUBJECT: *Jacuzzi Spa bath and surface hygiene*

OBJECTIVES: Frequency of cleaning, maintenance treatments and general safety of bathroom spa baths and surface area

BENEFITS: To provide a clean and healthy environment as duty of care. Enhancement of the guest Hotel facilities experience. To prevent Guest from infection. To prevent Hotel from litigation.

MINIMUM STANDARDS: To comply with local statutory health and pool regulations. Adhere strictly to all recommendations provided from the specialist contractor for protective preparations. Guarantees to be provided by certified contractor on the material / method used for treatments.

PROCEDURES: Jacuzzi spa baths should be flush cleaned on every checkout. This procedure can be carried out during housemaids regular check out clean of each room without adding extra labor time to their routine. Surface cleaning should be carried out daily with normal cleaning routine. Refer SPA.GIENE Cleaners Procedure Guide for more detailed information.

The attached forms are a recommendation on how to keep accurate records that cleaning is being completed thoroughly.

It is very important that all staff receive comprehensive training in the usage of the SPA.GIENE product.

ACCOMMODATION INDUSTRY CLEANERS PROCEDURE GUIDE

It is recommended by SPA.GIENE that housemaids should be capable of hygienically flush cleaning the spa baths during their regular 'check out' clean of each room without adding extra labor time to their routine. In the Interest of better business practices ensure staff and management have viewed our spa bath hygiene training video and Standard Operation Procedure Manual.

Staff training with 1 litre Auto Measure chamber pack - practice with water first

- *Take off left hand side cap and add water Screw cap on tight*
- *Read through instructions on label Undo chamber cap (right side) slightly*
- *Gently squeeze bottle and slowly fill chamber watching the liquid rise up the side cylinder and into the reservoir. Stop at 50ml*
- *Allow all cleaning staff to practice this procedure with water, most will spill on first attempt Take the chamber cap off and pour 50ml dose into the bath as directed*
- *Place cap back on chamber and screw on tight*
- *After practice proceed by filling auto-measure bottle with SPA.GIENE*

CLEANERS ROUTINE (REFER TO SPA.GIENE TRAINING VIDEO)

Upon entering each room, the following steps are to be taken:

- *Place plug in bath and start filling with cold water. Whilst bath fills, continue room cleaning routine.*
- *When bath has filled to 2cm above jet line add SPA.GIENE as directed. Turn on pump, continue room cleaning routine.*
- *After 5 minutes turn off pump. Pull plug, and with diluted product in spray bottle, wipe any excess scum marks/water lines off surface and surrounding area of spa bath.*
- *As the foam and traces of body fat dissipate and go down the drain, wipe bath with cloth and running water*
- *Once spa is emptied, wipe down dry with a second **clean** cloth.*
- *The spa bath is now hygienically clean and you can now place your "Hygiene Hanger" on the tap or in a position for the next guest to see an inviting spa bath that is hygienically clean.*



SPA.GIENE MULTI PURPOSE CLEANER - DOSAGE RATE : 1 TO 4

SPA.GIENE Multi Purpose Cleaner can be used with trigger spray or flip top cap.

1. Pour 100ml into a 500ml SPA.GIENE Multi Purpose spray bottle. Fill to the top with water.
2. Lightly spray or pour SPA.GIENE inside bath and surrounding area. With a damp cleaning cloth, rub over and rinse with water.
3. Wipe over with a dry clean cloth.
4. For deep and hard to manage scum marks, apply SPA.GIENE concentrate onto cleaning cloth, rub area and rinse off.
5. Wipe over with a dry clean cloth.
6. SPA.GIENE is a very effective cleaner and disinfectant on all washable surfaces.

NO OTHER PRODUCTS ARE REQUIRED TO CLEAN THE BATH OR ITS SURROUNDING AREA. THE BATH HAS NOW BEEN DISINFECTED AND SANITISED.

Further Information contact the SPA.GIENE Customer Service Centre Toll Free 1800 616 930 or visit our website: www.spagiene.com.au

SPA.GIENE is proudly manufactured in Australia by HY.GIENE AUSTRALIA Pty Ltd

HELPFUL HINTS TO OVERCOME THE APPEARANCE OF RESIDUE

SPA BATH "PURGE"

For spa baths being cleaned for the first time or when residue of body fat comes into spa bath during use, we recommend a special flush-clean procedure to remove the build-up of body fat that has adhered inside the pipes and pump over the years.

1. *Fill the spa bath with warm/hot water.*
2. *Add 100ml SPA.GIENE measured from the 1 Litre Auto Measure Chamber Pack.*
3. *Switch on pump and run for 5 minutes.*
4. *Pull the plug, wipe and rinse the bath. All traces of body fat and SPA.GIENE **must** be rinsed out of the bath.*
5. *Refill with fresh warm water and run for one minute, then empty.*
6. *Wipe with clean dry cloth.*

ENSURE ALL CLOTHS ARE CLEAN AND THAT THE BATHROOM IS WELL VENTILATED.

Once purged, repeat this procedure for 2 - 3 days for heavy soiled spa baths. On completion revert to cleaning as per normal instructions.

ON GOING MAINTENANCE

- ❖ At the end of each month **purge** the spa bath as per steps 1-6
- ❖ The air and jets must be switched on with full pressure to ensure maximum agitation inside the pipe system. This pressure can be maximized by turning the jets or adjusting air venturi switch on the side of the bath.
- ❖ If the jets are not on full pressure it will prevent SPA.GIENE from working to its full capacity.

SPA POOL/HOT TUB/JACUZZI MAINTENANCE

***Compatible** with all other Spa Bactericides i.e.; Chlorine/Bromine/Salt Chlorinators*

To be used on a regular basis – once a week or when spa is emptied

1. SPA or HOT TUB to be filled to normal level of use – Cold (use existing water)
2. Remove filter cartridge (sand filter - switch to recirculate to by-pass the filter).
3. Turn on Filter Pump, add SPA.GIENE at a rate of 100 ml for every 1000 Litres of water.
4. Run for minimum 4 hours. Foaming will occur but will filter away. You will see areas of brown (body fat).
5. When you have completed filtering, any surplus foam can be scooped off and wipe the sides of the spa (surface scum) with a clean damp cloth.
6. Replace with a cleaned Cartridge Filter or return sand multiport valve to filter position.

The spa can now be used.

SAFETY DIRECTIONS

Do Not Swallow. Avoid contact with eyes. Use protective glasses and rubber gloves.


FIRST AID

If poisoning occurs, see your doctor or a Poisons Information Centre. If in the eyes, wash with plenty of water.

DOSAGE RATE FOR SPA BATHS

STANDARD SPA BATH	Up to 200 bath litres	50 ml per 200L
CORNER/OVAL SPA BATH	200+ bath litres	50 ml per 200L
HYDROTHERAPY SPA	Up to 200 bath litres	50 ml per 200L
FLOOR AERO JET SYSTEMS	Fill to 20cm above air jet	30 ml

*The ingredients of SPA.GIENE are classified **Non Hazardous** according to criteria of Worksafe Australia.*



HOW TO APPLY SPA.GIENE


USING THE 1 LITRE AUTO MEASURE CHAMBER PACK

- Read through instructions on label
- Undo right hand side chamber cap slightly (½ turn) to help fill reservoir
- Gently squeeze middle of the bottle and slowly fill the chamber watching the liquid rise up the side cylinder and into the reservoir. Stop at 50ml mark.
- (This procedure can be viewed from our website: www.hygieneaustralia.com.au go to Media Section)



SPA.GIENE IS RECOMMENDED FOR THE FOLLOWING USE:

SPA BATHS	50ml to every 200lt water
SPA POOLS	100ml per 400 litres of water
SPRAY & WIPE	1:4 - or 100ml SPA.GIENE in Spray & Wipe bottle
BATH POLISH	Same as SPRAY &
WIPE MACHINE DISHWASHERS	50ml
WASHING MACHINES	50ml





JACUZZI SPA BATH CLEANING SCHEDULE

Procedure for 'flush-cleaning' after every checkout

Date: _____ Daily/Weekly

ITEM	WHO	WHEN	APPLICATION	WHAT WITH	Sign / Initial	M	T	W	T	F	S	S
Jacuzzi spa bath Hygiene Flush Clean	Cleaning Staff Or House maid Or Maintenance	On checkout Or If long stay, twice per week	Put in plug. Fill bath with cold water. Measure 50 mls of SPA.GIENE in auto measure chamber pack and pour into spa bath. Turn on exhaust fan. Turn on power for spa to operate. After 5 minutes, switch off. Pull out plug. Rinse the bath of residue of body fat with warm water. Apply diluted SPA.GIENE multipurpose cleaner and scrub down the tile areas above spa and rest of the spa and tap fitting. Wash down and wipe with dry cloth.	50mls SPA.GIENE Concentrate. Cold Water. Scourer sponge. Rags/ Wiping Cloths to be clean. Note: First time cleaning of old Jacuzzi spa baths – use hot water and it is recommended to flush-clean twice p/day for week.								
Spa Bath Interior & Exterior	Cleaning staff Or House maid Or Maintenance	Daily with room clean	Use diluted SPA.GIENE for spray and wipe. Spray area required (above jets) to ensure complete coverage of bath area. Wipe and rinse off with potable water. Wipe over with dry cloth.	Dilute SPA.GIENE (4:1) 100mls in 500 ml labeled bottle filled with water. 2 Clean cloths								

SPA BATH HYGIENE AND MAINTENANCE (AUSTRALIA) - ACCREDITED TRAINING PROGRAM

(THHGHS01B Follow Workplace Hygiene Procedures)

Training Program Outline: This training program will provide participants with the knowledge and skills to effectively clean and maintain spa baths in a hospitality or aged care environment. The session will be three to four hours depending on the number of participants and will include theoretical discussion and practical demonstration. Participants will demonstrate competency by cleaning a spa bath correctly and completing written documentation.

Lesson Plan

INTRODUCTION

- i. Self
- ii. SPA.GIENE
- iii. Ask class for some feedback regarding poor hygiene incidents and practices that they have observed.

WORKPLACE HYGIENE

A discussion will be conducted which will include:

- Factors that contribute to hygiene problems
- General hazards and potential hazards in bathroom areas
- An overview of the relevant State/Territory legislation relating to hygiene in bathroom areas
- Typical hygiene control procedures in the hospitality and aged care facilities.
- The trainer should also cover all areas of the bathroom, external handling areas and linen service
- Enterprise procedures relating to workplace hygiene

EQUIPMENT AND CHEMICAL HANDLING AND STORAGE

A discussion will be conducted which will include:

- Enterprise requirements for handling and storage of equipment and chemicals used in the workplace
- Relevant Occupational Health and Safety practices
- Interpreting a MSDS

Participants will complete the SPA.GIENE Risk Assessment Form.

Roleplays: You have a new work colleague and your supervisor / manager has asked you to explain the health, safety, cleaning and security procedures that all employees must follow in your company. You must also detail the company emergency procedures in the event of a customer falling ill on the premises or a fire occurring.

POTENTIAL HYGIENE RISKS

A discussion will be conducted which will include:

- Cross contamination
- Bacteria types
- Why and how spa baths are cleaned
- How the SPA.GIENE works

HYGIENE RISK REPORTING

A discussion will be conducted which will include:

- Why reports should be made
- What should be reported
- Enterprise procedures for reporting risks
- How to complete an incident or potential risk report

SPA BATH CLEANING PROCEDURE

Show the SPA.GIENE Video on your computer

(available from www.spagiene.com.au or SPA.GIENE on YouTube. Demonstrate the following procedure for cleaning spa bath:

- Place plug in bath and start filling with cold water.
- Whilst bath fills, continue room cleaning routine.
- When bath has filled to jet line add SPA.GIENE™ as directed.
- Whilst bath is running (cleaning), continue room cleaning routine.
- Turn off pump. With diluted product in spray bottle wipe any excess scum marks/water lines off surface and surrounding area of spa bath.
- As the foam and traces of body fat dissipate and go down the drain, wipe bath with cloth. This process can be accelerated by wiping the surface with water running.
- Once spa is emptied, wipe down dry with a second clean cloth.
- Place "Hygiene Hanger" or "sticker" on the tap or in a position.

Observe participants cleaning spa baths using this procedure and provide guidance and training as necessary until they are competent.

EQUIPMENT

- *Spa Bath*
- *SPA.GIENE Data Sheet with Assessment Sheet*
- *Qty of SPA.GIENE Chemical for Demo and assessment.*



ASSESSMENT REPORT

THHGS01B: Follow Workplace Hygiene Procedures

Assessor: _____

Trainee: _____

Element of Competency: 1. Follow hygiene procedures				
Performance Criteria	Competency		Assessment Method	Assessors Report (including feedback, future actions, suggested improvements and details of integrated assessment)
	CA	NYC		
1.1 Follow workplace hygiene procedures in accordance with enterprise standards and legal requirements.	<input type="checkbox"/>	<input type="checkbox"/>	Structured Training Session, Written Response	
1.2 Handle and store all items according to enterprise requirements and legal obligations.	<input type="checkbox"/>	<input type="checkbox"/>	Structured Training Session, Written Response, Observation	
Element of Competency: 2. Identify and prevent hygiene risks				
Performance Criteria	Competency		Assessment Method	Assessors Report (including feedback, future actions, suggested improvements and details of integrated assessment)
	CA	NYC		
2.1 Identify potential hygiene risks promptly.	<input type="checkbox"/>	<input type="checkbox"/>	Structured Training Session, Written Response	
2.2 Take action to minimize or remove the risk within the scope of individual responsibility and in accordance with enterprise and legal requirements.	<input type="checkbox"/>	<input type="checkbox"/>	Structured Training Session, Written Response, Observation	
2.3 Report hygiene risks beyond the control of individual staff members immediately to the appropriate person for follow up.	<input type="checkbox"/>	<input type="checkbox"/>	Structured Training Session, Written Response	

This person has been assessed by me in this unit of competency and the comments above are an accurate record of the assessment.

Assessor Name: _____

Signed: _____

Date: _____

I agree/disagree with the assessment result and explanation provided to me by my Assessor. Prior to the assessment, my trainer/assessor explained in detail, the assessment conditions, methods and performance criteria required for the assessment, and detailed the grievance/appeals process available to me if I wish to appeal against any part of the assessment process or outcomes.




PARTICIPATION RECORD – STRUCTURED TRAINING SESSION

Assessed Name: _____

Signed: _____

Date: _____

DATE:		SESSION TIMES:	FROM:	TO:
TRAINEE NAME:				
TRAINING LOCATION:				
TRAINER/ASSESSOR NAME:				
UNIT NAME AND CODE:	THHGH01B Follow Workplace Hygiene Procedures			
TRAINING SESSION CONTENT: (Elements of Competency)			TRAINEE VERIFICATION OF TRAINING RECEIVED	





<p>1. Workplace hygiene</p> <ul style="list-style-type: none"> • A discussion was held which included: <ul style="list-style-type: none"> • Factors that contribute to hygiene problems • General hazards and potential hazards in bathroom areas • An overview of the relevant State/Territory legislation relating to hygiene in bathroom areas • Typical hygiene control procedures in the hospitality and aged care facilities including the areas of the bathroom, external handling areas and linen service • Enterprise procedures relating to workplace hygiene 	<p>YES <input type="checkbox"/></p>	<p>NO <input type="checkbox"/></p>
<p>2. Equipment and chemical handling and storage</p> <p>A discussion was held which included:</p> <ul style="list-style-type: none"> • Enterprise requirements for handling and storage of equipment and chemicals used in the workplace • Relevant Occupational Health and Safety practices • Interpreting a Material Safety Data Sheet <p>I completed the SPA.GIENE Risk Assessment Form I participated in role plays concerning correct Occupational Health and Safety practices</p>	<p>YES <input type="checkbox"/></p>	<p>NO <input type="checkbox"/></p>
<p>3. Potential hygiene risks</p> <p>A discussion was held which included:</p> <ul style="list-style-type: none"> • Cross contamination • Bacteria types • Why and how spa baths are cleaned • How the SPA.GIENE product works 	<p>YES <input type="checkbox"/></p>	<p>NO <input type="checkbox"/></p>
<p>TRAINING SESSION CONTENT: (Elements of Competency)</p>	<p>TRAINEE VERIFICATION OF TRAINING RECEIVED</p>	



<p>4. Hygiene risk reporting</p> <p>A discussion was held which included:</p> <ul style="list-style-type: none">• Why reports should be made• What should be reported• Enterprise procedures for reporting risks• How to complete an incident or potential risk report I completed a potential risk report. <p>5. Spa bath cleaning procedure (hygiene risk removal)</p> <p>I received instruction in correct cleaning of spa baths to remove hygiene risks via watching the SPA.GIENE instructional video and participation in group discussion.</p> <p>I also observed a demonstration of correct spa bath cleaning procedure and then completed this activity with guidance from the Training Specialist.</p>	YES <input type="checkbox"/>	NO <input type="checkbox"/>
<p>COMMENTS/ FURTHER TRAINING NEEDED:</p> 		

I verify that I have attended, and actively participated, in the activities and discussions provided in the above-mentioned training session and do/do not require further training. I have been provided with feedback on my participation in this session and any further training needed if applicable.

Trainee's Signature: _____

I verify that the trainee attended, and actively participated in, the activities and discussion provided in the above-mentioned training session and does/does not require further training. I have provided the trainee with feedback on his/her participation and discussed any further training requirements.

Industry Training Specialist Signature: _____



The Total Clean For Spa Baths



It has been known for a number of years that these disaster conditions propagate and circulate various pathogenic bacteria, including pseudomonas, legionella [sp], staphylococcus and E. coli."

Prominent Health Authorities have conducted field trials on broad spectrum Quaternary ammonium compounds, Bleach and Virox and the only chemical they found which effectively reduced pathogenic bacteria is Quaternary ammonium compounds.

SPA.GIENE will clean and disinfect effectively in any commercial and domestic environment.

It also polishes the acrylic surface and unlike other cleaners, SPA GIENE will not tarnish gold or chrome plated jets. It is **chlorine-free, non-toxic, non- dangerous and biodegradable.**

Testimonies from Australia's leading hotels, resorts, hospitals, healthcare acknowledge that this unique product and its simple application is less harmful, is a considerable improvement in terms of health and safety standards, and is more effective in extending the life of the spa bath equipment.

SPA.GIENE is Australian made and has a proven record as a leader in spa bath hygiene, supported by a customer base that includes almost every 4 or 5 star hotels, motel chains, nursing homes, and hospitals.

SPA.GIENE makes up part of our unique EHS housekeeping system.

Check our Website : www.hygieneaustralia.com.au or go to YouTube and type in SPA.GIENE

**D
U
T
Y
O
F
C
A
R
E**

SPA.GIENE

**The efficacy of SPA.GIENE has now
been tested in a accredited**

NATA Laboratory

(National Association Of Testing Authorities, Australia)

This is evidence that SPA.GIENE will kill the bacteria
'**Pseudomonas Aeruginosa**' found in Spa Baths.

The purpose of using a Spa Bath Flush Cleaner is to
effectively break down and dislodge body fats, hair,
bacterial growth, bio-film and micro organisms that build
up in the pump, pipes and jets in spa baths.

**The efficacy of a spa bath cleaning product
must ensure it eliminates the bacteria**

PSEUDOMONAS AERUGINOSA

**(A major cause of potential infection from
"dirty" spa baths)**

To compromise on the cost of the cleaning products
used, is to compromise on the effectiveness of the clean
and subsequent health risks.

Please consider your guests safety first - we do !

SPA.GIENE

**Is the only spa bath cleaner
guaranteed to work!**

For further information please contact:

Customer Service : 1800 616 930

Email : info@spagiene.com.au

Web : www.spagiene.com.au



EML RefNo: 93268

Report Date: 27 August 2003

Hy.Giene Australia Pty Ltd
Factory 8, 16 Macquaries Place
BORONIA VIC 3155Attention: **Mr Peter Harman**

Certificate of Analysis

Sample received: 22 August 2003 Testing commenced: 25 August 2003

The test parameters were as follows:

Product Description:	Spa Giene, Sterile Water, Clean conditions
Test dilution:	50mL / 200L sterile water ratio
Validation Method:	Nutrient Broth + 3% Tween 80
Test temperature:	22°C
Organic soil:	Not incorporated
Test organism:	Pseudomonas aeruginosa NCTC 10332
Contact time:	5 minutes
Test Method:	BS 3286 Challenge Test

EML Sample No	Test Organism	Contact time	Initial cfu/mL of reaction mixture	Initial Log ₁₀	cfu / mL reaction mixture at recovery times		Log reduction
					After contact time	Log ₁₀	
93268	Pseudomonas aeruginosa NCTC 10332	5 minutes	1.2×10^6	6.07	20	1.30	4.77

~ = approximately < = less than > = greater than

For a satisfactory Biostatic performance the Kill rate must exceed 10^4 .
Validation conformed to the requirements of the test.Yours faithfully
EML CONSULTING SERVICES PTY LTD**Carmen Gurney, B.Sc MASM AAIFST**
Microbiologist

This laboratory is accredited by the National Association of Testing Authorities, Australia. The test(s) reported herein have been performed in accordance with its terms of registration. This document shall not be reproduced except in full.

EML GROUP OF LABORATORIES
Consulting Chemists and Microbiologists BRISBANE • SYDNEY • MELBOURNE

SPA.GIENE

Safety Data Sheet



1. Identification

GHS Product identifier Spa.Giene
Company Name Hygiene Australia Pty. Ltd.
Address Unit. 3, 41 Gatwick Road, BAYSWATER, VIC 3153
Telephone (03) 9729 3946
Fax Number (03) 9729 3952
Recommended use of the chemical and restrictions on use Spa bath sanitizer
Other Names None
Other Information Emergency contact: **1800 616 930**

2. Hazard Identification

Statement of Hazardous Nature

Hazardous according to the criteria of Safe Work Australia.
 NOT a Dangerous Good according to the Australian Dangerous Goods (ADG) Code version 7.

GHS classification of Skin Irritation Category 2
 Eye irritation Category 2A

Signal Word (s) **WARNING**

Hazard Statement(s) H 315 Causes skin irritation
 H315 Causes eye irritation

Pictogram (s) GHS07

Risk Phrases R36/38 Irritating to eyes and skin.

Precautionary statement

Prevention P234 Keep only in original container.
 P233 Keep container tightly closed.
 P264 Wash hands after use.
 P280 Wear protective gloves

Response P305 + P351 + P338: IF IN EYES: Rinse with water for several minutes. Remove contact lenses if present and continue rinsing.
 P337 + P313: If eye irritation persists, seek medical advice.
 P302 + P352: IF ON SKIN: Remove/ Take off immediately all contaminated clothing. Rinse skin with water/ shower.
 P332 + P313: If skin irritation persists, seek medical advice.
 P370 + P378 In case of fire: Use dry sand, dry chemical or alcohol-resistant foam for extinction.

Storage None Allocated.

Disposal None allocated.



3. Composition/information on ingredients

Hazardous ingredients

Name	CAS no.	Proportion	Hazard symbol	Risk phrase
Quaternary Ammonium compounds KEY: Proportion, (wt %) - V HIGH >60, HIGH 30 - 60, MED 10 -29, LOW 1-9, V LOW <1	68391-01-5	LOW	Xi	R36/38

Issued by Hygiene Australia Pty. Ltd.

ABN 34 271 614 027

Revision No. 1

DO NOT DETACH THIS PAGE FROM THE SDS

Non-hazardous ingredients to 100%

4. First-aid measures

Ingestion:	Rinse mouth with water. Never give anything by mouth to an unconscious person. Consult a physician.
Skin:	Wash off with soap and plenty of water. Consult a physician if irritation, burning or redness develops.
Eye contact	Rinse thoroughly with plenty of water for at least 15 minutes and consult a physician.
Inhalation	If breathed in, move person into fresh air. If not breathing, give artificial respiration. Consult a physician.
First Aid Facilities	Normal washroom facilities.
Advice to Doctor	Treat symptomatically.
Other Information	For advice, contact the National Poisons Information Centre (Phone Australia 13 11 26 and New Zealand 0800 764 766) or a doctor.

5. Fire-fighting measures

Suitable extinguishing Media Use extinguishing media most appropriate for the surrounding fire such as water, foam or dry agent (carbon dioxide, dry chemical powder). If safe to do so, move undamaged containers from the fire area. If a significant quantity (>200L) of this product is involved in a fire, call the fire brigade.

Specific hazards arising from the chemical There is no risk of an explosion from this product under normal circumstances if it is involved in a fire. This product is likely to decompose only after heating to dryness, followed by further strong heating.

Precautions in connection with fire Wear SCBA and chemical splash suit. Fully encapsulating, gas-tight suits should be worn for maximum protection.

6. Accidental release measures

Personal Precautions	Use personal protective equipment. Ensure adequate ventilation. Evacuate personnel to safe areas. For personal protection see section 8.
Personal Protection	Wear protective clothing specified for normal operations (see Section 8)

Clean-up Methods

Small Spillages	Minor spills do not require special clean up measures or emergency procedures. Wear recommended personal protective equipment outlined in Section 8 when containing any spillage.
Large Spillages	Seek expert advice on handling and disposal.
Environmental Precautions	Prevent further leakage or spillage if safe to do so. Do not let product enter drains or waterways.

7. Handling and storage

Precautions for Safe Handling	Product is safe to handle under normal conditions of use.
Conditions for safe storage	Store in cool place. Keep container tightly closed in a dry and well-ventilated place. Containers which are opened must be carefully resealed and kept upright to prevent leakage.
Incompatible products	None known
Incompatible materials	None known

8. Exposure controls/personal protection**Occupational exposure limit values**

<u>Name</u>	<u>STEL</u>		<u>TWA</u>		<u>Footnote</u>
	<u>mg/m3</u>	<u>ppm</u>	<u>mg/m3</u>	<u>ppm</u>	

There are no occupational exposure limits set for this product.

Appropriate engineering Controls	In industrial situations maintain the concentrations values below the TWA. This may be achieved by process modification, use of local exhaust ventilation, capturing substances at the source, or other Methods
Personal Protective Equipment	Final choice of personal protective equipment will depend on individual circumstances and/or according to risk assessments undertaken.
Respiratory Protection	Where ventilation is not adequate, respiratory protection may be required. Avoid breathing mists. Respiratory protection should comply with AS 1716 - Respiratory Protective Devices and be Selected in accordance with AS 1715 - Selection, Use and Maintenance of Respiratory Protective Devices. Filter capacity and respirator type depends on exposure levels
Eye Protection	The use of safety glasses with side shield protection. Must comply with Australian Standards AS 1337 and be selected and used in accordance with AS 1336.
Hand Protection	Avoid skin contact when removing gloves from hands. Hand protection should comply with AS 2161, <i>Occupational Protective Gloves</i>
Footwear	Safety footwear in industrial situations is advisory.
Body Protection	Clean clothing or protective clothing should be worn, preferably with an apron. Clothing for protection Against chemicals should comply with AS 3765 Clothing for Protection Against Hazardous Chemicals.
Hygiene Measures	Do not eat, drink or smoke in work areas. Wash hands thoroughly after handling this material. Maintain good housekeeping.

9. Physical and chemical properties

Appearance	Colorless liquid
Odor	Scented (<i>Tutti Fruitti</i>)
Melting Point	~0 °C
Boiling Point	~ 100 °C
Flash point	Not applicable
Vapor Pressure	Not determined
Solubility	Miscible with water in all proportions.
Specific Gravity	1.0 g/cm ³ @ 20 °C
pH	6.0 – 7.0 (as supplied)
Viscosity	Water-like
Percent volatile	> 90 %
Flammability	Non flammable

10. Stability and reactivity

Chemical Stability	Stable under normal conditions of use	Hazardous Decomposition products	Carbon monoxide and carbon dioxide
Conditions to Avoid	No special conditions. Refer to storage conditions in Section 7.	Possibility of hazardous reactions	Not expected to occur.
Incompatible Materials	None known	Hazardous Polymerization	Will not occur

11. Toxicological Information

Acute toxicity	Health effects from the likely routes of exposure:
Inhalation	Not expected to cause respiratory irritation.
Skin	Not expected to cause irritation.
Eye	May cause slight irritation/discomfort.
Ingestion	May result in irritation to the gastrointestinal tract.
Target Organs	There is no data to hand indicating any particular health effects on target organs.

12. Ecological Information

Ecotoxicity	Data from 50% quaternary ammonium compound: Fish Toxicity (<i>Zebra Fish</i>): LC50, 1-10 mg/L % Biological elimination: 35-70% [Method: OECD 302B]
Persistence and degradability	Biodegradable.

13. Disposal Considerations

Disposal	The small quantities contained in wash solutions can be handled by conventional sewage, septic and grey water systems. To dispose of large quantities of undiluted product, refer to State Land Waste Management Authority. Containers should be emptied as completely as practical before disposal.
-----------------	--

14. Transport information

U.N. Number	None allocated
UN proper shipping name	None allocated
Transport hazard class/es	None allocated
Hazchem Code	None allocated
Packing Group	None allocated

15. Regulatory information

Regulatory Information	Ingredients listed in the Australian Inventory of Chemical Substances (AICS).
Poisons Schedule	None allocated

16. Other Information

This information was prepared in good faith from the best information available at the time of issue. It is based on the present level of research and to this extent we believe it is accurate. However, no guarantee of accuracy is made or implied and since conditions of use are beyond our control, all information relevant to usage is offered without warranty. The manufacturer will not be held responsible for any unauthorized use of this information or for any modified or altered versions. If you are an employer it is your duty to tell your employees, and any others that may be affected, of any hazards described in this sheet and of any precautions that should be taken. Safety Data Sheets are updated frequently. Please ensure you have a current copy.

SPA.GIENE RISK ASSESSMENT FORM

Company :
Site :

Assessors :
Date :

PRODUCT INFORMATION

Product Name : SPA.GIENE cleaner sanitizer
Form : LIQUID
Chemical Properties : <10% Quaternary Ammonium Compound

Hazardous Ingredients : Non Hazardous according to Criteria NOHSC
Product Use : Flush cleaner for Jacuzzi Spa Baths, Spa Pools, Dishwashers and Washing Machines with unique antimicrobial Properties.

Exposure Routes : Skin, eyes, ingestion and inhalation
Health Effects : May be harmful if swallowed.
Direct contact may be irritating to the eyes.
Direct skin contact may produce redness and irritation.

Task/Risk	Exposure Routes	Recommended Controls	Controls in Place	Risk to Health? High/Medium/Low	Possible odour that may Irritate	Comments
Preparation and use in In spa bath	Eyes Skin Inhalation	Gloves, Safety Glasses and face masks. Train staff to be aware of possible odour		L	Possible odour that may Irritate	Ensure well Ventilated area
Preparation and use in Auto dishwasher and Top Loader Washing Machines	Eyes Skin	Gloves and safety glasses		L		
Spraying using trigger spray or flip top lid for critical control areas	Inhalation Eyes Skin	Well ventilated area. Suggest using flip top lids to apply product. Goggles, gloves and face mask		L		

Assessment Result & Recommendations :

Completion Date for Implementation of Recommendations :
Recommendations Implemented Yes / No **Date :**

Assessor :

Approved By / Name

Signature :

Date :

PACKAGING AND LABELLING



WARNING
KEEP OUT OF REACH OF CHILDREN
READ SAFETY DIRECTIONS BEFORE USE

HY.GIENE®
Australia Pty Ltd
"The Total Clean"

SPA.GIENE®
SPA BATH CLEANER
Quaternary Ammonium compounds 2% w/v

The Total Clean For Spa Baths
Going Now & Clean And Healthy Spa
We Recommend Cleaning Spa Baths
and Jacuzzis with SPA.GIENE®
After Every Spa Use.

HY.GIENE® Australia Pty Ltd
"Specialists in the manufacture of unique
cleaning products and solutions."

1 Litre

PRODUCT CODE: 09102

DATE OF MANUFACTURE: MAY 2017
DATE OF EXPIRY: MAY 2019

BATCH NO: 9 4259 18 00 1002



WARNING
KEEP OUT OF REACH OF CHILDREN
READ SAFETY DIRECTIONS BEFORE USE

HY.GIENE®
Australia Pty Ltd
"The Total Clean"

SPA.GIENE®
SPA BATH CLEANER
Quaternary Ammonium compounds 2% w/v

The Total Clean For Spa Baths,
Jacuzzi Baths & Hot Tubs

HY.GIENE® Australia Pty Ltd
"Specialists in the manufacture of unique
cleaning products and solutions."

5 L

PRODUCT CODE: 09105

DATE OF MANUFACTURE: MAY 2017
DATE OF EXPIRY: MAY 2019

BATCH NO:



WARNING
KEEP OUT OF REACH OF CHILDREN
READ SAFETY DIRECTIONS BEFORE USE

HY.GIENE®
Australia Pty Ltd
"The Total Clean"

SPA.GIENE®
SPA BATH CLEANER
Quaternary Ammonium compounds 2% w/v

The Total Clean For Spa Baths,
Jacuzzi Baths & Hot Tubs

HY.GIENE® Australia Pty Ltd
"Specialists in the manufacture of unique
cleaning products and solutions."

1000 L

PRODUCT CODE: 09103

DATE OF MANUFACTURE: MAY 2017
DATE OF EXPIRY: MAY 2019

BATCH NO:

5 STEP PROCEEDURE

Step 1 Preparation

Preparation

- Prepare SPA.GIENE in a 1 litre bottle of Auto Measure Chamber Pack
- Prepare SPA.GIENE in a 500 ml bottle sprayer with a 1:4 dilution
- Prepare proper dry cleaning cloth



Step 2

- Start filling the Jacuzzi with warm/hot water
- Water level must reach the level above the Jacuzzi jet spray



Step 3

- Tighten the main cap of Auto Measure Chamber Pack
- Loosen the right cap of Auto Measure Chamber Pack
- Press gently the Auto Measure Chamber Pack to get 50 ml into reservoir chamber for 200 litre of water
- Pure the chemical into the Jacuzzi



Step 3

- a. Run the Jacuzzi for 5 min until foam is coming out and make sure all water jet is working properly
- b. SPA.GIENE will clean all of the water pipe circulation as shown in the picture




Step 4

- Stop the water circulation after 5 min and drain the dirty water
- Wipe the Jacuzzi surface using clean cloth which was sprayed with SPA.GIENE dilution
- Wipe the Jacuzzi with dry cloth to make sure all surface is dry and clean



Step 5

- a. After it is dry place the SPA.GIENE sticker to notified guest that the Jacuzzi has been clean and sanitized with SPA.GIENE



SPA POOL MAINTENANCE

1. Regular cleaning (weekly) and scouring of the spa pool, pipes and pump with SPA.GIENE is required to eliminate accumulated body fats and organic waste.
2. Regular cleaning or backwashing of the spa filter to eliminate buildup and prevent clogging of the element pores.
3. Regular dosage with your bactericide, correct water balance and the weekly application of SPA.GIENE to clarify and sanitise the recirculated water by effectively killing bacteria and algae. This will result in clear spa water.

SPA POOL DIRECTIONS

Compatible with all other Spa Bactericides i.e.; Chlorine/ Bromine/Salt Chlorinators.



To be used on a regular basis - once a week or when spa is emptied. **IT'S THAT SIMPLE!**

1. SPA or HOT TUB to be filled to normal level of use - Cold (use existing water).
2. Remove filter cartridge (sand r-switch to recirculate).
3. Turn on Filter Pump and add SPA.GIENE at the rate of 100ml for every 1000 Litres of water.
4. Run for a minimum 4 hours. Foaming will occur but will dissipate. You will see areas of brown (body fat). On completion any surplus foam can be scooped off and wipe the sides of the spa (surface scum) with a clean damp cloth.
5. Replace with a cleaned or new Cartridge Filter or Backwash Sand Filter. The spa can now be used.

The ingredients of SPA.GIENE are not as Hazardous according to criteria of Worksafe Australia



Washing Machines

SPA.GIENE is ideal to flush clean the residue that builds up in your Washing Machine.



Dishwashers

'Flush-Clean' and sanitise your dishwasher with SPA.GIENE

- Removes Residue
- Cleans door seals and hinges
- DEODORISES

World Wide Distribution:

Asia New Zealand USA
Please contact: Customer Service on
+61 3 9729 3946 or 1800 616 930
visit our website for a distributor nearest you.

SPA.GIENE can be obtained from the following outlets:

Available From

HY.GIENE AUSTRALIA PTY. LTD.
Incorporating HY.GIENE & SPA.GIENE
Products PO Box 910, Bayswater, Victoria,
3153 AUSTRALIA
ABN : 34 271 614 027
PH: +61 3 9729 3946
Fax: +61 3 9729 3942
Email: sales@hygieneaustralia.com.au
Website: www.hygieneaustralia.com.au



The World's Most Effective Cleaner for Jacuzzi Spa Baths



SPA.GIENE is recognised worldwide as the market leading spa bath/whirlpool Jacuzzi bath cleaner, degreaser and disinfectant.

Formulated as a wide spectrum antimicrobial product, designed to effectively and hygienically clean the entire surface and pump system of spa baths, hydrotherapy spa baths, auto dishwashers and washing machines, by breaking down and dislodging body fats, hair, foreign organic matter and biological waste from the pump system.

Friendly to the Environment, SPA.GIENE is bio-degradable and is the only spa cleaner which quickly and easily 'flush-cleans' spa baths and spa pools in hotels, motels, resorts, Day Spas, hospitals or gyms and ensures the removal of unwanted bacterial growth. SPA.GIENE also gently polishes acrylic surfaces without tarnishing gold or chrome jets.

Value for money is a number one priority with SPA.GIENE which was developed with premium grade raw materials and 'antibacterial properties' to provide customers with the best possible value for every dollar spent on the product. It also polishes the acrylic surface and unlike other cleaners, SPA.GIENE will not tarnish gold or chrome plated jets. It is a chlorine-free, non-toxic, non-dangerous and biodegradable.

How to use SPA.GIENE training video is available from our website and YouTube




SPA BATHS WHIRLPOOL BATHS

1. Fill bath with cold water above the jets.
2. Measure 50ml of SPA.GIENE as directed.
3. Turn on all jets and air bubbles and add SPA.GIENE to the water.
4. Run for 5 minutes. (If you have an exhaust fan, turn it on during this time). Foaming will occur. You will see areas of brown on the foam (Body fats and hair will show inside or on top of the foam).
5. Turn off pump/air and drain the bath.
6. Whilst draining the bath, with a pair of gloves on, wipe the excess scum from surface of bath with a damp cloth and rinse with tap running.
7. Wipe surface of bath dry with a separate clean & dry cloth. N.B. For baths that are more than two years old and being treated for the first time, it is recommended to flush clean 3-4 times in warm to hot water to eliminate the existing build up of body fat, hair and foreign matter.

DISHWASHERS

Recommended to flush on a weekly basis.

1. Empty dishwasher.
2. Dislodge and scrub any food/ fat build up inside the dishwasher.
3. Fill with water and measure 50ml of SPA.GIENE.
4. Drain and refill with fresh water.
5. Run one short wash cycle.
6. Drain water.



CLEANING HINGES AND DOOR SEALS

SPA.GIENE can also be used from the bottle on a damp sponge to clean the rubber door seals and hinges before the cleaning process above. The use of gloves is recommended.



WASHING MACHINES

Hygienic Flush For Top Loader and Front Loader Washing Machines.

1. Fill washing machine with warm water.
2. Add 50ml SPA.GIENE.
3. Run short wash cycle. On commencement of water filling, add 50ml of SPA.GIENE.

GENERAL CLEANING

For General Household Cleaning


Dilute SPA.GIENE from 1:4 with water (as directed on the bottle) SPA.GIENE Multi-Purpose Cleaner is a concentrated product suitable for a variety of applications.



Directions:

Add the suggested measure to the multipurpose bottle and fill with water.

Simply spray / squirt surface area. Wipe clean, then rinse off. For stubborn stains, spray and leave on for a few minutes, then rinse off.



- All Bathroom Surfaces
- Shower Recess
- Shower Screen
- Basin
- Telephone Handset
- Light Switches
- Kitchen bench tops
- Microwave
- All washable surfaces



Hy.Giene Australia

ABN 34 271 614 027

PO Box 910

Bayswater VIC, 3153 Australia

PH: +61 3 9729 3946 Fax: +61 3 9729 3942

Email: sales@hygieneaustralia.com.au

www.hygieneaustralia.com.au