








HG4 HEAVY DUTY -HARD SURFACE CLEANER APPLICATION CHART

PRODUCT	APPLICATION	DIRECTIONS	DILUTIONS	SAFETY	PPE
HG4 HEAVY DUTY Hard Surface Cleaner Non Hazardous Non Caustic	Floor Degreaser & Cleaner	 <ol style="list-style-type: none"> 1. Add ¼ cup to bucket by hand HOT water – or add from chemical dispenser. 2. Add Proportionally More for heavy Soiled areas/items. 	Light 1:40 Heavy 1:20 Or fill mop bucket from chemical dispenser	NON HAZARDOUS Safety: For prolonged contact, protection of the skin is recommended. If irritant to breathe recommend the use of a breathing mask.	
	Spray & Wipe Stainless Steel Splashbacks	 <ol style="list-style-type: none"> 3. Sweep/remove excess soil from floor surface. 4. Mop surface clean. 5. Finish with dry HOT mop. 6. Allow to air dry 	Spray Bottle Dilution for: Heavy 1:20 Med 1:30 Low 1:50	 WARNING Exclamation Mark - Irritant, dermal sensitiser, acute toxicity (harmful) not hazardous.	 

If you have any questions, please contact **HY.GIENE® Australia Pty Ltd** Customer Service

Phone **1800 616 930** Email **sales@hygieneaustralia.com.au**