












# PEDI.GIENE – SPA & BEAUTY APPLICATION CHART

PRODUCT	APPLICATION	DIRECTIONS	DILUTIONS	SAFETY	PPE
  <p>Premium foot spa cleaner sanitiser</p> 	Pedichairs	 <p>Fill foot spa with water. Measure 50ml PEDI.GIENE and add to water. Turn on pump for 2 minutes. Turn off, drain and rinse clean.</p>	NEAT	NON HAZARDOUS	  
	Foot Spa bowl (No pump)	<p>Fill bowl with water. Pour 50ml measured dose of PEDI.GIENE into the bowl, and wipe the surface clean. Allow to stand for a minimum of 2 minutes. Rinse and wipe clean.</p>	NEAT	<p>Safety: For prolonged contact, protection of the skin is recommended.</p> <p>If irritant to breathe recommend the use of a breathing mask.</p> 	
	Spray & Wipe	 <p>Sanitiser Fill spray bottle with the appropriate dilution and apply by trigger spray to surface to be cleaned. Allow to penetrate soilage and simply wipe off.</p>	<p>LOW STRENGTH 1:20 (25ml in 500ml bottle)</p> <p>HIGH STRENGTH 1:4 (100ml in 500ml bottle)</p>	<p><b>WARNING</b></p> <p>Exclamation Mark - Irritant, dermal sensitiser, acute toxicity (harmful) not hazardous.</p>	

If you have any questions, please contact **HY.GIENE® Australia Pty Ltd** Customer Service

Phone **1800 616 930** Email **[sales@hygieneaustralia.com.au](mailto:sales@hygieneaustralia.com.au)**