


















HY.GIENE® Australia Pty Ltd CLEANING APPLICATION CHART

FRONT OF HOUSE

THIS APPLICATION CHART PROVIDES ADVICE ON WHAT PRODUCTS TO USE AND HEALTH & SAFETY REQUIREMENTS.
PLEASE REFER TO YOUR AREA CLEANING SCHEDULE FOR THE FREQUENCY OF CLEANING OR ASK YOUR MANAGER IF YOU HAVE QUESTIONS.

PRODUCT	DESCRIPTION & USAGE	DIRECTIONS	DILUTION	SAFETY – GHS	PPE REQUIREMENTS
HG4 	HARD SURFACE DEGREASER & CLEANER ‘HG4’ is a clear red liquid. ✓ For use on: Kitchen floors, bench tops.	Spray bottle: Spray surface then wipe with clean cloth or brush. Chamber bottle: For mopping purposes; – Fill up the large compartment of bottle from blend centre. – Gently squeeze the bottle to move the chemical into the small chamber of the bottle. – Empty contents of chamber into bucket and fill with minimum of 8L water. Bucket fill: For manual mopping purposes; Apply to the surface to be cleaned. For heavy soils allow to dwell for 5 minutes. Agitate with a brush or mop if required.	Spray bottle: As per blend centre. Chamber bottle: As per blend centre. Bucket fill: As per blend centre.	Harmful if swallowed. Causes skin irritation. Causes serious eye irritation.  WARNING	The following must be worn when changing over bulk containers: 
MOP N GO 	HEAVY DUTY, HIGHLY CONCENTRATED NEUTRAL DETERGENT ‘MOP N GO’ is a clear green liquid. ✓ For use on: Floors, marble, polished timber flooring, walls, benches, tiles, tables, chairs, exposed surfaces.	Spray bottle: Lightly spray the surface and wipe dry with clean cloth. Chamber bottle: For mopping purposes; – Fill up the large compartment of bottle from blend centre. – Gently squeeze the bottle to move the chemical into the small chamber of the bottle. – Empty contents of chamber into bucket and fill with minimum of 8L water. Bucket fill: For manual mopping purposes; Apply to the surface to be cleaned. For heavy soils allow to dwell for 5 minutes. Agitate with a brush or mop if required. Auto-scrubber machine: 500ml of product per 60L auto scrubber tank.	Spray bottle: As per blend centre. Chamber bottle: As per blend centre. Bucket fill: As per blend centre. Auto-scrubber machine: 1:120 (500ml per 60L scrubber tank).	Causes skin irritation. Causes eye irritation.  WARNING	The following must be worn when changing over bulk containers: 
SANI.GIENE 	FINAL RINSE SANITISER ‘SANI.GIENE’ is a clear liquid. ✓ For use on: Walls, benches, tiles, tables, chairs, exposed surfaces.	Spray bottle: Spray onto surface at the end of clean and allow to dry.	Spray bottle: As per blend centre.	Harmful: may cause lung damage if swallowed. Repeated exposure may cause skin dryness or cracking.  WARNING	The following must be worn when changing over bulk containers: 
SANI.SAN 	FINAL RINSE SANITISER ‘SANI.SAN’ is a clear liquid. ✓ For use on: Walls, benches, tiles, tables, chairs, exposed surfaces.	Spray bottle: Spray onto surface at the end of clean and allow to dry.	Spray bottle: Neat	Highly flammable liquid and vapour. Causes serious eye irritation. May cause drowsiness or dizziness.  DANGER	The following must be worn when changing over bulk containers: 
SHINE 	GLASS & CHROME CLEANER ‘SHINE’ is a clear blue liquid. ✓ For use on: Glass, windows, and mirrors ONLY.	Spray bottle: Lightly spray the surface and wipe dry with clean cloth.	Spray bottle: As per blend centre.	Causes serious eye damage/irritation.  WARNING	The following must be worn when changing over bulk containers: 

POISONS INFORMATION CENTRE - 13 11 26

GENERAL PRECAUTIONS

WHEN HANDLING CHEMICALS, WEAR IMPERVIOUS GLOVES AND EYE PROTECTION
AVOID CONTACT WITH SKIN AND EYES.
AVOID BREATHING DUST AND FUMES.
DO NOT MIX CHEMICALS.
IF POISONING OCCURS CONTACT THE 24 HOUR POISONS INFORMATION CENTRE.
ENSURE YOU HAVE A SAFETY DATA SHEET FOR ALL PRODUCTS.

PLEASE CHECK YOUR PRODUCTS AGAINST THIS
CHART TO MATCH CHEMICAL HAZARDS IN YOUR
WORKPLACE

USE PRODUCT ONLY AS DIRECTED
DO NOT MIX CHEMICALS
ALWAYS USE GLOVES WHEN HANDLING CHEMICALS

HY.GIENE Australia customer Service Centre 1800 616 930






HY.GIENE® Australia Pty Ltd

CLEANING APPLICATION CHART

FRONT OF HOUSE

THIS APPLICATION CHART PROVIDES ADVICE ON WHAT PRODUCTS TO USE AND HEALTH & SAFETY REQUIREMENTS.
PLEASE REFER TO YOUR AREA CLEANING SCHEDULE FOR THE FREQUENCY OF CLEANING OR ASK YOUR MANAGER IF YOU HAVE QUESTIONS.

PRODUCT	DESCRIPTION & USAGE	DIRECTIONS	DILUTION	SAFETY – GHS	PPE REQUIREMENTS
ENVIRO.GIENE 	MULTIPURPOSE CLEANER ‘ENVIRO.GIENE’ is a clear yellow liquid. ✓ For use on: Bathroom & Toilet, Kitchen surfaces, Floors, Service counter area, Carpet & upholstery (spot test essential)	Spray bottle: Spray surface then wipe with clean cloth or brush. Chamber bottle: For mopping purposes; – Fill up the large compartment of bottle from blend centre. – Gently squeeze the bottle to move the chemical into the small chamber of the bottle. – Empty contents of chamber into bucket and fill with minimum of 8L water. Bucket fill: For manual mopping purposes;	Spray bottle: As per blend centre. Chamber bottle: As per blend centre. Bucket fill: As per blend centre.	Causes skin irritation. Causes eye irritation.  WARNING	The following must be worn when changing over bulk containers: 

POISONS INFORMATION CENTRE - 13 11 26

GENERAL PRECAUTIONS
WHEN HANDLING CHEMICALS, WEAR IMPERVIOUS GLOVES AND EYE PROTECTION
AVOID CONTACT WITH SKIN AND EYES.
AVOID BREATHING DUST AND FUMES.
DO NOT MIX CHEMICALS.
IF POISONING OCCURS CONTACT THE 24 HOUR POISONS INFORMATION CENTRE.
ENSURE YOU HAVE A SAFETY DATA SHEET FOR ALL PRODUCTS.

PLEASE CHECK YOUR PRODUCTS AGAINST THIS
CHART TO MATCH CHEMICAL HAZARDS IN YOUR
WORKPLACE

USE PRODUCT ONLY AS DIRECTED
DO NOT MIX CHEMICALS
ALWAYS USE GLOVES WHEN HANDLING CHEMICALS

HY.GIENE Australia customer Service Centre 1800 616 930