


















HY.GIENE® Australia Pty Ltd CLEANING APPLICATION CHART

HOUSEKEEPING

THIS APPLICATION CHART PROVIDES ADVICE ON WHAT PRODUCTS TO USE AND HEALTH & SAFETY REQUIREMENTS.
PLEASE REFER TO YOUR AREA CLEANING SCHEDULE FOR THE FREQUENCY OF CLEANING OR ASK YOUR MANAGER IF YOU HAVE QUESTIONS.

PRODUCT	DESCRIPTION & USAGE	DIRECTIONS	DILUTION	SAFETY – GHS	PPE REQUIREMENTS
ENVIRO.GIENE 	MULTIPURPOSE CLEANER ‘ENVIRO.GIENE’ is a clear yellow liquid. ✓ For use on: Bathroom & Toilet, Kitchen surfaces, Floors, Service counter area, Carpet & upholstery (spot test essential)	Spray bottle: Spray surface then wipe with clean cloth or brush. Chamber bottle: For mopping purposes; – Fill up the large compartment of bottle from blend centre. – Gently squeeze the bottle to move the chemical into the small chamber of the bottle. – Empty contents of chamber into bucket and fill with minimum of 8L water. Bucket fill: For manual mopping purposes;	Spray bottle: As per blend centre. Chamber bottle: As per blend centre. Bucket fill: As per blend centre.	Causes skin irritation. Causes eye irritation.  WARNING	The following must be worn when changing over bulk containers: 
SHINE 	GLASS & CHROME CLEANER ‘SHINE’ is a clear blue liquid. ✓ For use on: Glass, windows, and mirrors ONLY.	Spray bottle: Lightly spray the surface and wipe dry with clean cloth.	Spray bottle: As per blend centre.	Causes serious eye damage/irritation.  WARNING	The following must be worn when changing over bulk containers: 
MOUNTAIN AIR 	AIR FRESHENER & SURFACE DISINFECTANT ‘MOUNTAIN AIR’ is a clear green liquid. ✓ For use on: Effective against cigarette and mould odours.	Spray bottle: Spray to all four corners of the room or onto affected areas.	Spray bottle: As per blend centre.	Skin Corrosion/Irritation Serious Eye Damage/Irritation Acute Hazard to the Aquatic Environment  WARNING	The following must be worn when changing over bulk containers: 
MOP N GO 	HEAVY DUTY, HIGHLY CONCENTRATED NEUTRAL DETERGENT ‘MOP N GO’ is a clear green liquid. ✓ For use on: Floors, marble, polished timber flooring, walls, benches, tiles, tables, chairs, exposed surfaces.	Spray bottle: Lightly spray the surface and wipe dry with clean cloth. Chamber bottle: For mopping purposes; – Fill up the large compartment of bottle from blend centre. – Gently squeeze the bottle to move the chemical into the small chamber of the bottle. – Empty contents of chamber into bucket and fill with minimum of 8L water. Bucket fill: For manual mopping purposes; Apply to the surface to be cleaned. For heavy soils allow to dwell for 5 minutes. Agitate with a brush or mop if required. Auto-scrubber machine: 500ml of product per 60L auto scrubber tank.	Spray bottle: As per blend centre. Chamber bottle: As per blend centre. Bucket fill: As per blend centre. Auto-scrubber machine: 1:120 (500ml per 60L scrubber tank).	Causes skin irritation. Causes eye irritation.  WARNING	The following must be worn when changing over bulk containers: 
VICTORY 	MOULD & TOILET ‘VICTORY’ is a thick opaque liquid. ✓ For use on: Bathrooms, showers.	Squirt bottle: Apply to the surface to be cleaned. For heavy growth of mould allow to dwell for 5 minutes. Agitate with a brush or mop if required. Rinse clean with water, allow to dry.	Neat	Causes skin irritation Causes serious eye irritation  WARNING	The following must be worn when using product: 

POISONS INFORMATION CENTRE - 13 11 26

GENERAL PRECAUTIONS

WHEN HANDLING CHEMICALS, WEAR IMPERVIOUS GLOVES AND EYE PROTECTION
AVOID CONTACT WITH SKIN AND EYES.
AVOID BREATHING DUST AND FUMES.
DO NOT MIX CHEMICALS.
IF POISONING OCCURS CONTACT THE 24 HOUR POISONS INFORMATION CENTRE.
ENSURE YOU HAVE A SAFETY DATA SHEET FOR ALL PRODUCTS.

PLEASE CHECK YOUR PRODUCTS AGAINST THIS
CHART TO MATCH CHEMICAL HAZARDS IN YOUR
WORKPLACE













USE PRODUCT ONLY AS DIRECTED
DO NOT MIX CHEMICALS
ALWAYS USE GLOVES WHEN HANDLING CHEMICALS

HY.GIENE Australia customer Service Centre 1800 616 930



HY.GIENE® Australia Pty Ltd CLEANING APPLICATION CHART HOUSEKEEPING

THIS APPLICATION CHART PROVIDES ADVICE ON WHAT PRODUCTS TO USE AND HEALTH & SAFETY REQUIREMENTS.
PLEASE REFER TO YOUR AREA CLEANING SCHEDULE FOR THE FREQUENCY OF CLEANING OR ASK YOUR MANAGER IF YOU HAVE QUESTIONS.

PRODUCT	DESCRIPTION & USAGE	DIRECTIONS	DILUTION	SAFETY – GHS	PPE REQUIREMENTS
SPA.GIENE 	SPA BATH CLEANER 'SPA.GIENE' is a clear liquid. ✓ For use on: Spa baths.	Pipe and pump cleaning and sanitising Before filling spa bath, spray SPA.GIENE at 1:4 dilution into jets, drain outlet and water return cover. Allow 1-2 minutes before filling bath. Fill the spa bath to 2-3cm above the jets with cold or hot water (hot is preferred). Squeeze auto measure bottle to fill chamber with recommended dose of SPA.GIENE, 50ml per 200L of water. Turn on pump and run for 3-5mins. Foaming will occur. Empty and rinse clean, wipe using a clean cloth. Spray and wipe Fill spray bottle 1:4 dilution and apply by trigger spray to surface to be cleaned. Allow to penetrate soilage and simply wipe off.	Pipe and pump cleaning and sanitising: 50ml per 200L Spray and wipe: 100ml of SPA.GIENE with 400ml water	Causes skin irritation Causes eye irritation  WARNING	The following must be worn when using product: 
EXTRACTAKLEEN 	CARPET STEAM CLEANER 'EXTRACTAKLEEN' is a clear yellow liquid. ✓ For use on: Carpet steam cleaning machines and a pre sprayer or spotting agent.	Steam cleaning machines: Dilute 1:10 in warm water and use through a steam cleaning machine. Spray bottle: For pre spraying of carpets use EXTRACTAKLEEN at the dilution rate of 1 part to 10 parts of warm water. For problem stains a mixture of 1 part EXTRACTAKLEEN to 5 parts warm water can be used as a spotting agent.	Steam cleaning machines: 1:10 in warm water Pre spraying: 1:10 in warm water Problem stains (spotting agent): 1:5 in warm water	Causes skin irritation Causes eye irritation  WARNING	The following must be worn when using product: 
GLAZE 	STAINLESS STEEL POLISH 'GLAZE' is a clear, brown liquid. ✓ For use on: Stainless steel surfaces only.	Spray bottle: Apply a small amount of GLAZE to a clean cloth. Wipe a thin film of GLAZE onto the steel surface, then polish dry. The surface will now be protected from staining and marking.	Spray bottle: Neat	Combustible liquid May be fatal if swallowed and enters airways Causes skin irritation May cause drowsiness or dizziness  DANGER	The following must be worn when using product: 
BUFF 	FURNITURE POLISH 'BUFF' is a thick, yellow liquid. ✓ For use on: Wood, rubber, plastic, metal and ceramic surfaces that are not water-sensitive. ✗ Do NOT use on: floors, steps or walkways.	Spray bottle: Spray or wipe a uniform light film onto surfaces, then just wipe off and buff with a soft, clean cloth. This will leave the surface with a glossy and protective finish.	Spray bottle: Neat	Causes serious eye irritation.  WARNING	The following must be worn when using product: 

POISONS INFORMATION CENTRE - 13 11 26

GENERAL PRECAUTIONS

WHEN HANDLING CHEMICALS, WEAR IMPERVIOUS GLOVES AND EYE PROTECTION
AVOID CONTACT WITH SKIN AND EYES.
AVOID BREATHING DUST AND FUMES.
DO NOT MIX CHEMICALS.
IF POISONING OCCURS CONTACT THE 24 HOUR POISONS INFORMATION CENTRE.
ENSURE YOU HAVE A SAFETY DATA SHEET FOR ALL PRODUCTS.

PLEASE CHECK YOUR PRODUCTS AGAINST THIS
CHART TO MATCH CHEMICAL HAZARDS IN YOUR
WORKPLACE

USE PRODUCT ONLY AS DIRECTED
DO NOT MIX CHEMICALS
ALWAYS USE GLOVES WHEN HANDLING CHEMICALS

HY.GIENE Australia customer Service Centre 1800 616 930